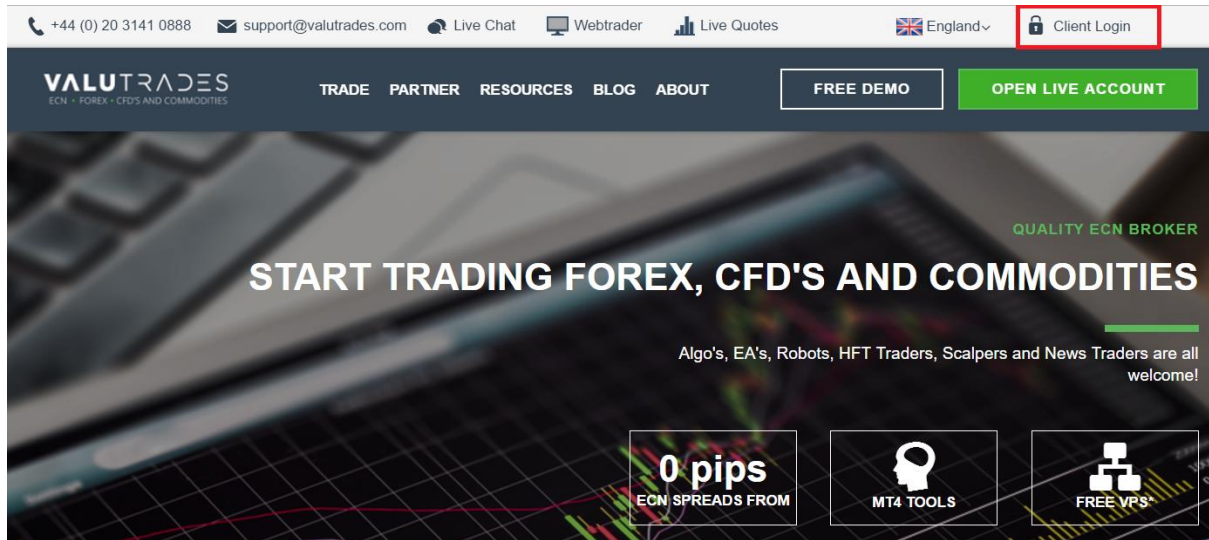


Indicator: Three Strike Pattern

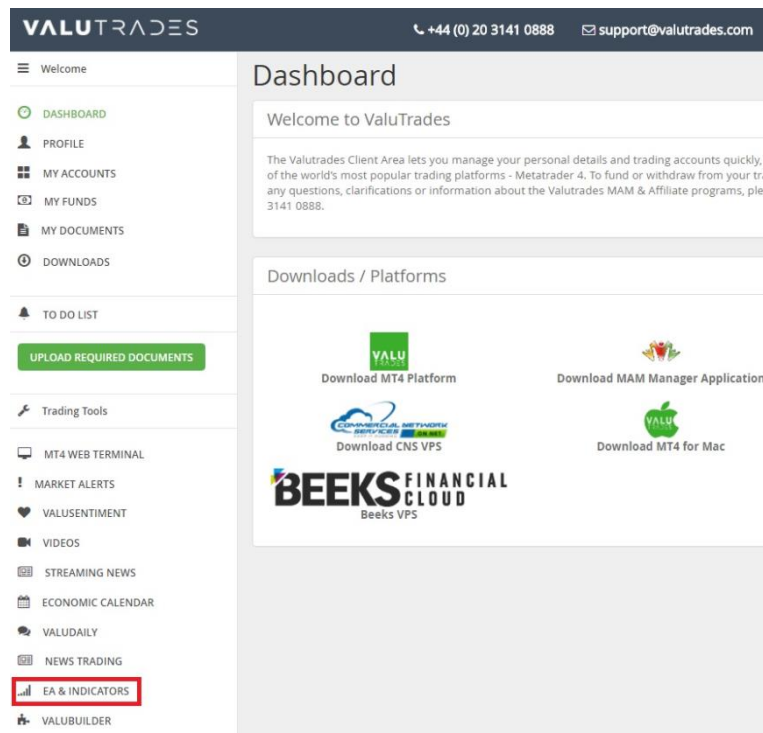
This indicator will highlight a three strike pattern when it occurs on an MT4 chart.

Please follow below the step by step to download and start to use Valutrades` exclusive indicator.

Step 1: Login to your Client Area using your personal account details:



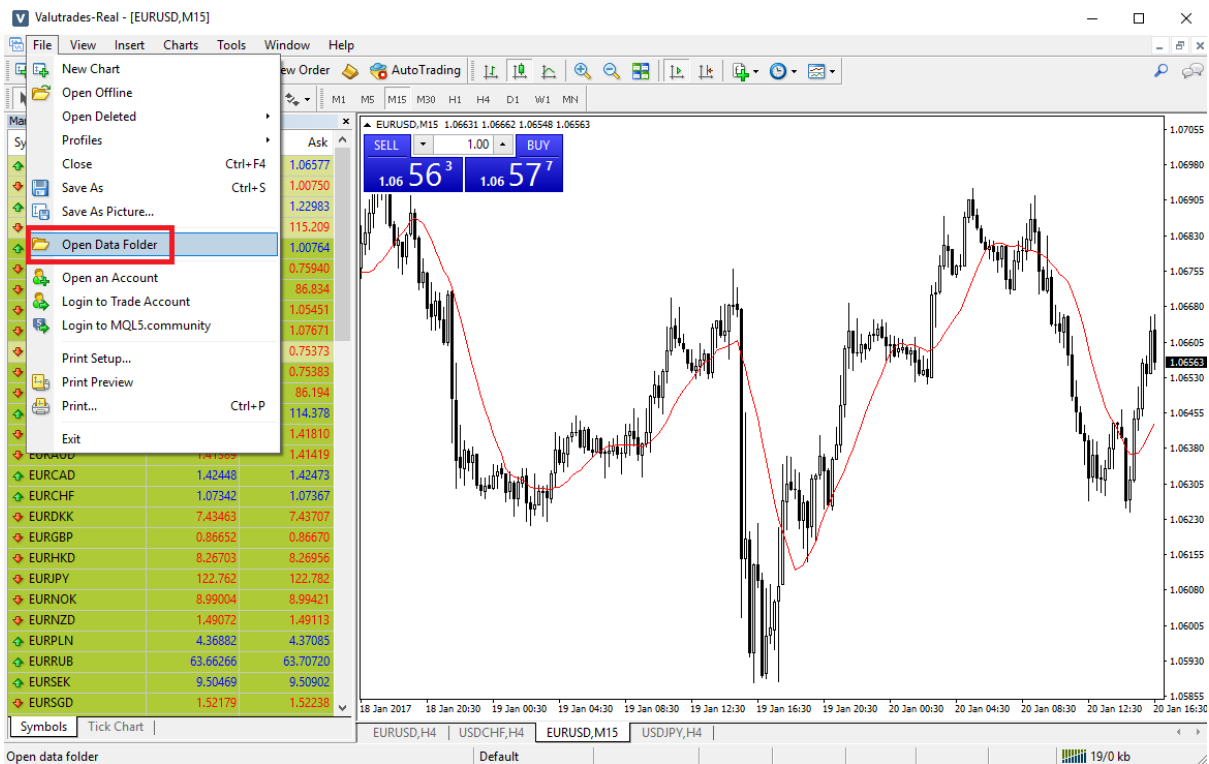
Step 2: Inside the client area, on the left Menu please select the option EA & INDICATORS:



Step 3: Find the line Three Strike Pattern and click on the Download button:

Title	Description	Download	Download Instructions
OHL	Open, High and Low indicator.	Download	Download Instructions
Range Bars	Creates new charts in MT4 that show bars based on only range removing the time variable.	Download	Download Instructions
Double Top / Bottom	Highlights double tops and double bottoms on the chart window.	Download	Download Instructions
Inside Outside Bars	Highlights inside and outside bars on the chart window.	Download	Download Instructions
Three Strike Pattern	This indicator will highlight a three strike pattern when it occurs on an MT4 chart.	Download	Download Instructions
Support Resistance Lines	This indicator will draw support and resistance lines on an MT4 chart.	Download	Download Instructions
RSI CCI Divergence	This indicator will alert you when the RSI and CCI start to diverge.	Download	Download Instructions
Doji Pattern	This indicator highlights when a Doji pattern forms on an MT4 chart.	Download	Download Instructions
Hammer Pattern	This indicator highlights when a Hammer pattern forms on an MT4 chart.	Download	Download Instructions

Step 4: After the download is complete, go to your Valutrades MT4, click on option File and then Open Data Folder:



Step 5: Inside the Open Data Folder, select folder MQL4 >> Indicators:

config	16/03/2017 17:08	File folder
history	15/02/2017 17:25	File folder
logs	24/03/2017 11:18	File folder
MQL4	09/02/2017 13:11	File folder
profiles	21/03/2017 12:47	File folder
templates	01/03/2017 15:41	File folder
tester	15/02/2017 17:25	File folder
origin	09/02/2017 13:11	Text Document

and

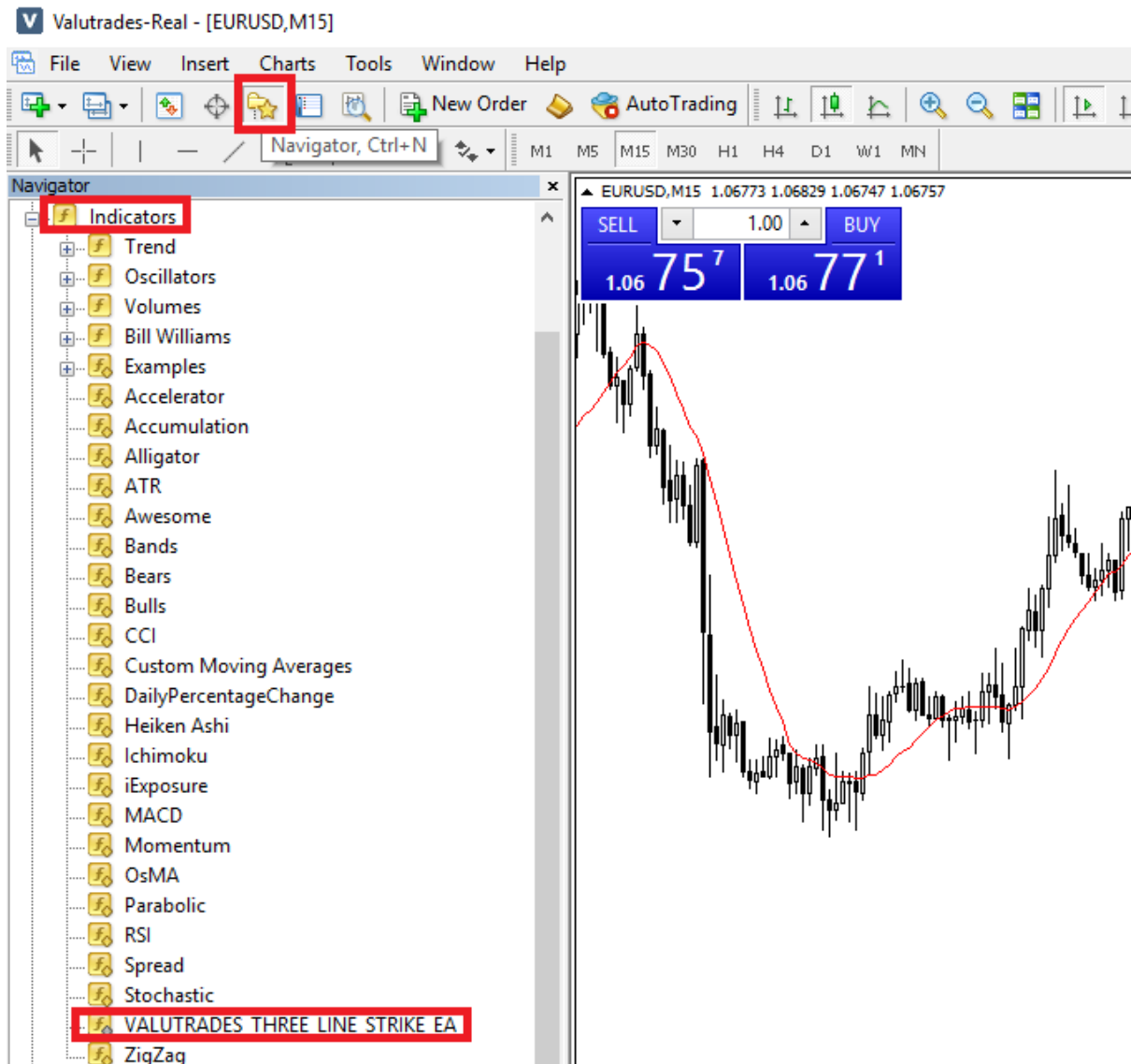
Experts	24/03/2017 11:18	File folder
Files	09/02/2017 13:11	File folder
Images	09/02/2017 13:11	File folder
Include	09/02/2017 13:11	File folder
Indicators	24/03/2017 11:19	File folder
Libraries	24/03/2017 11:18	File folder
Logs	24/03/2017 11:17	File folder
Presets	09/02/2017 13:11	File folder
Projects	09/02/2017 13:11	File folder
Scripts	24/03/2017 11:18	File folder

Step 6: Drop the indicator file inside the folder:

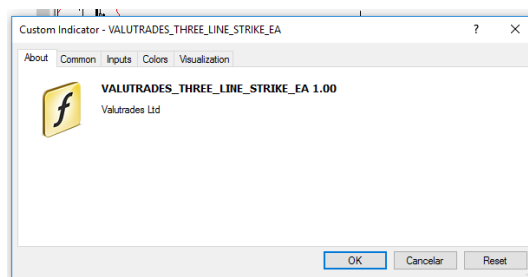
Stochastic.ex4	09/01/2017 13:06	Arquivo EX4
Stochastic	09/01/2017 13:06	MQL4 Source File
ZigZag.ex4	09/01/2017 13:06	Arquivo EX4
ZigZag	09/01/2017 13:06	MQL4 Source File
VALUTRADES_THREE_LINE_STRIKE_EA.ex4	20/01/2017 14:34	Arquivo EX4

Step 7: Restart your Valutrades MT4.

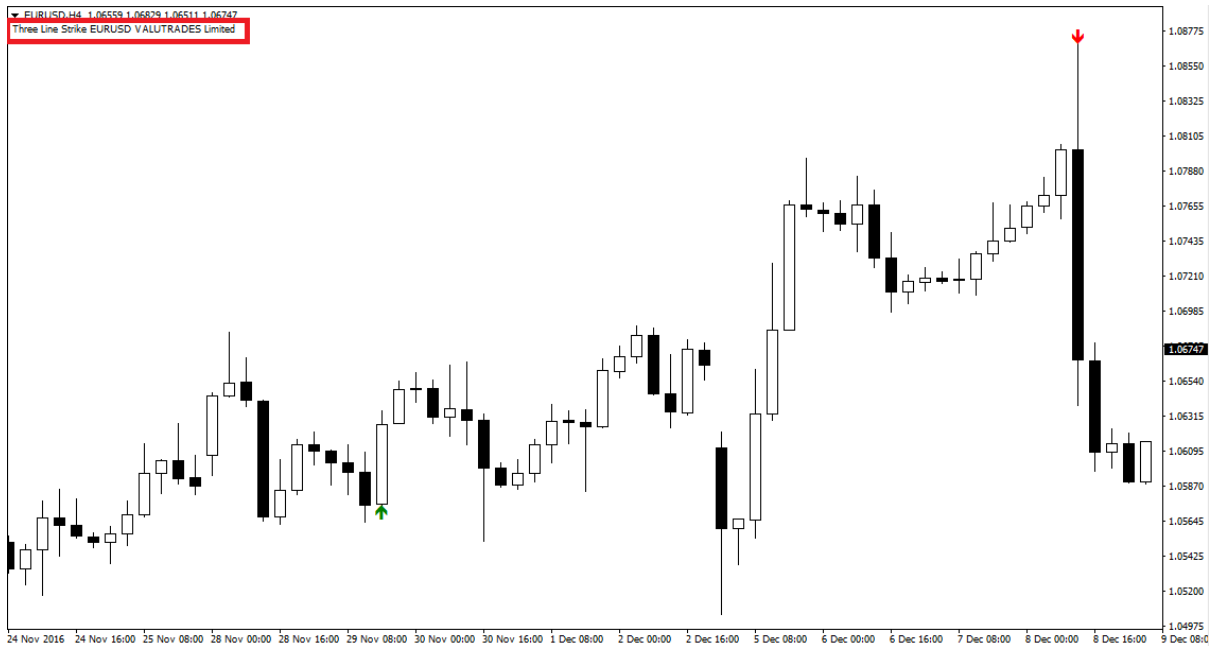
Step 8: Select the option Navigator on the top Menu, open the Indicator folder. Where you are going to find the three strike pattern:



Step 9: Click on the indicator line and drag to the chart. You are going to receive the message box below, click on button OK:

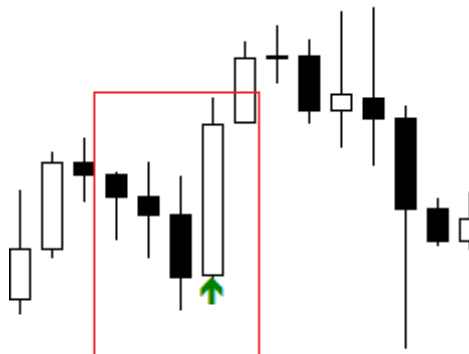


Step 10: Check the top of the chart to see if the indicator is active:

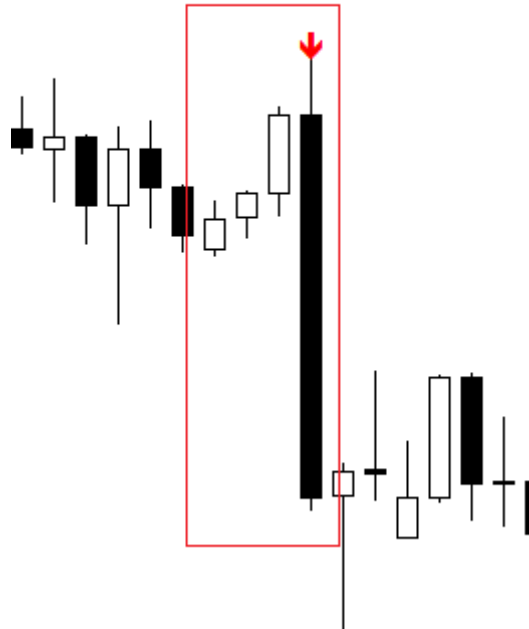


Step 11: Identify the bullish three line strike pattern with three black candles within a downtrend.

Valutrades` exclusive indicator will directly highlight the pattern with a green arrow on the chart. This will allow you to easily identify patterns within your daily trading strategy.



Step 12: Identify the bearish three line strike pattern with a red arrow:



Any questions regarding the Three Strike Pattern indicator please email support@valutrades.com.