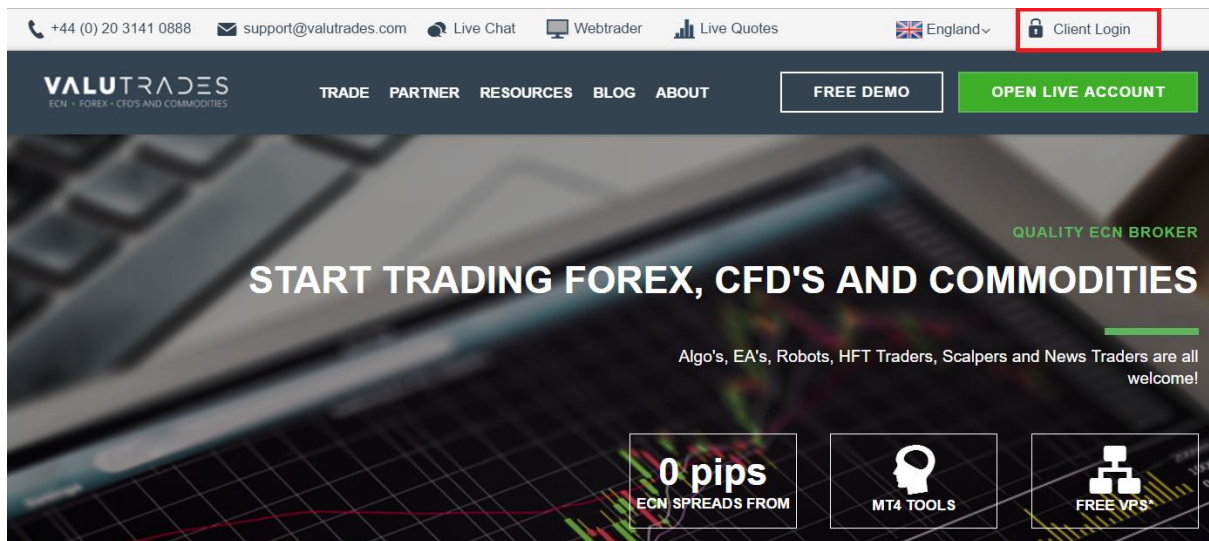


## Indicator: OHL

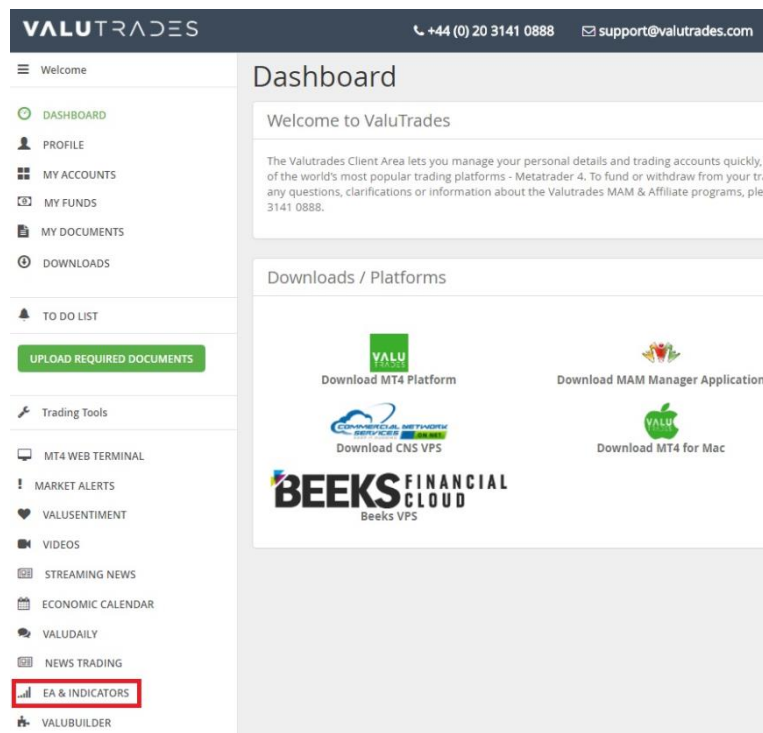
Highlights Open, High and Low indicator on an MT4 chart.

Please follow below the step by step to download and start to use Valutrades` exclusive indicator.

**Step 1:** Login to your Client Area using your personal account details:



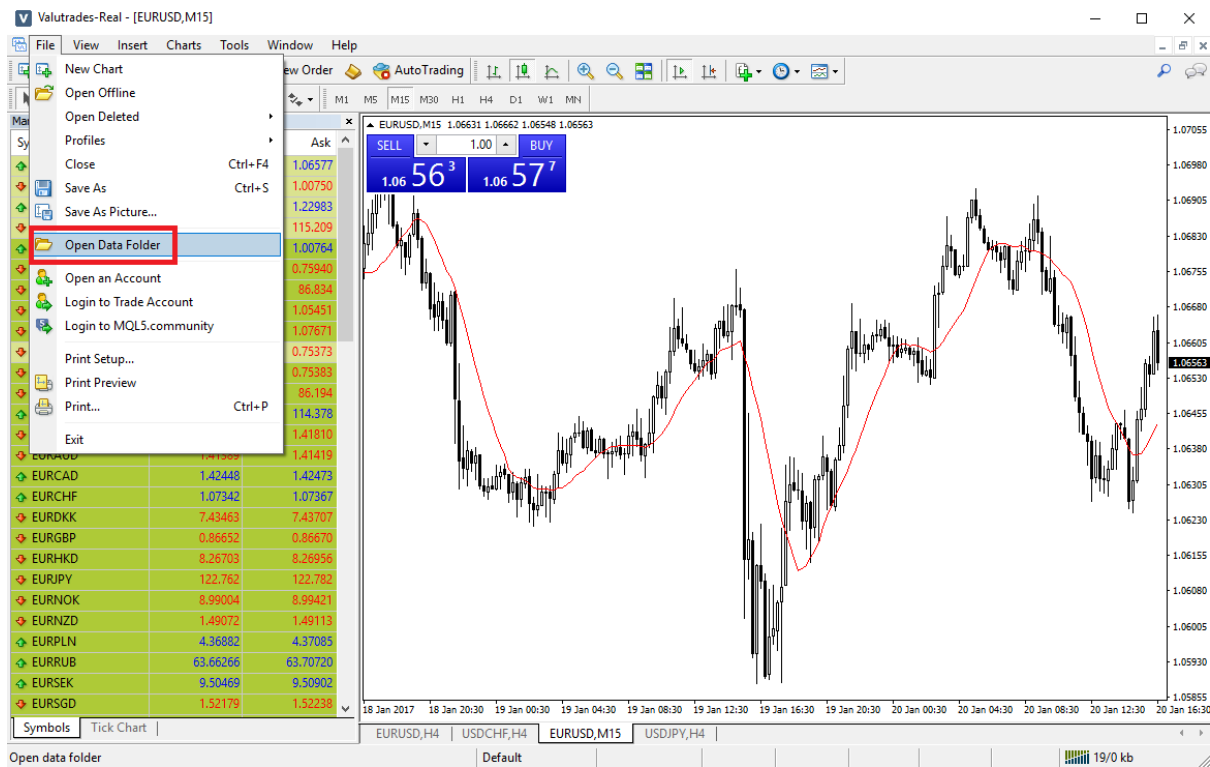
**Step 2:** Inside the client area, on the left Menu please select the option EA & INDICATORS:



**Step 3:** Find the line Open, High and Low indicator on the Download button:

Title	Description	Download	Download instructions
OHL	Open, High and Low indicator.	<a href="#">Download</a>	<a href="#">Download Instructions</a>
Range Bars	Creates new charts in MT4 that show bars based on only range removing the time variable.	<a href="#">Download</a>	<a href="#">Download Instructions</a>
Double Top / Bottom	Highlights double tops and double bottoms on the chart window.	<a href="#">Download</a>	<a href="#">Download Instructions</a>
Inside Outside Bars	Highlights inside and outside bars on the chart window.	<a href="#">Download</a>	<a href="#">Download Instructions</a>
Three Strike Pattern	This indicator will highlight a three strike pattern when it occurs on an MT4 chart.	<a href="#">Download</a>	<a href="#">Download Instructions</a>
Support Resistance Lines	This indicator will draw support and resistance lines on an MT4 chart.	<a href="#">Download</a>	<a href="#">Download Instructions</a>
RSI CCI Divergence	This indicator will alert you when the RSI and CCI start to diverge.	<a href="#">Download</a>	<a href="#">Download Instructions</a>
Doji Pattern	This indicator highlights when a Doji pattern forms on an MT4 chart.	<a href="#">Download</a>	<a href="#">Download Instructions</a>
Hammer Pattern	This indicator highlights when a Hammer pattern forms on an MT4 chart.	<a href="#">Download</a>	<a href="#">Download Instructions</a>

**Step 4:** After the download is complete, go to your Valutrades MT4, click on option File and then Open Data Folder:



**Step 5:** Inside the Open Data Folder, select folder MQL4 >> Indicators:

config	16/03/2017 17:08	File folder
history	15/02/2017 17:25	File folder
logs	24/03/2017 11:18	File folder
<b>MQL4</b>	<b>09/02/2017 13:11</b>	<b>File folder</b>
profiles	21/03/2017 12:47	File folder
templates	01/03/2017 15:41	File folder
tester	15/02/2017 17:25	File folder
origin	09/02/2017 13:11	Text Document

and

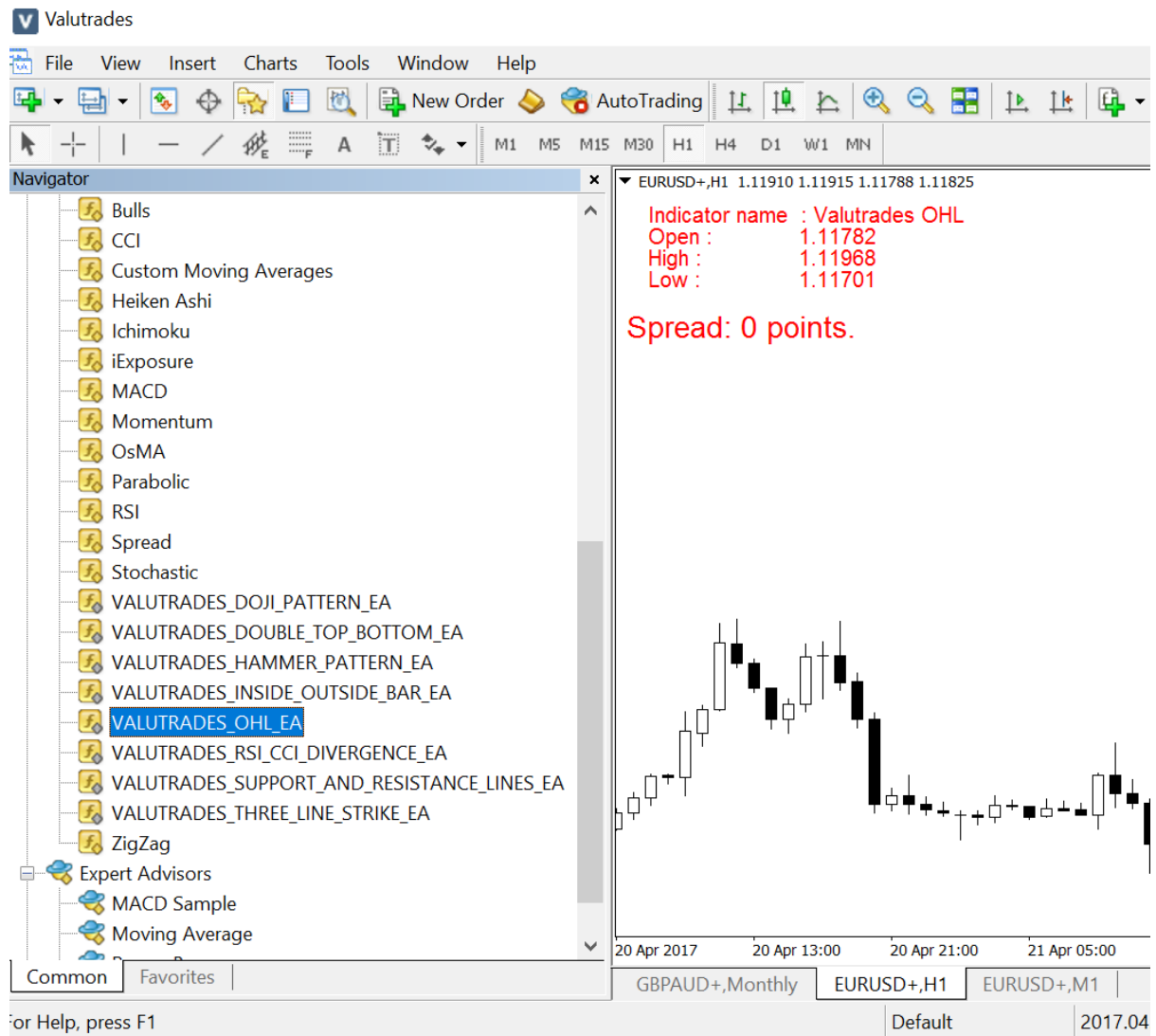
Experts	24/03/2017 11:18	File folder
Files	09/02/2017 13:11	File folder
Images	09/02/2017 13:11	File folder
Include	09/02/2017 13:11	File folder
<b>Indicators</b>	<b>24/03/2017 11:19</b>	<b>File folder</b>
Libraries	24/03/2017 11:18	File folder
Logs	24/03/2017 11:17	File folder
Presets	09/02/2017 13:11	File folder
Projects	09/02/2017 13:11	File folder
Scripts	24/03/2017 11:18	File folder

**Step 6:** Drop the indicator file inside the folder:

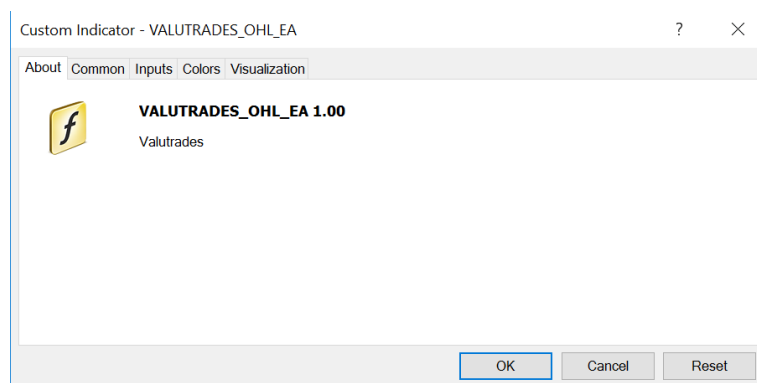
VALUTRADES_DOJI_PATTERN_EA.ex4	04/05/2017 13:02	EX4 File	16 KB
VALUTRADES_THREE_LINE_STRIKE_EA.ex4	04/05/2017 13:02	EX4 File	14 KB
VALUTRADES_INSIDE_OUTSIDE_BAR_EA.ex4	04/05/2017 13:02	EX4 File	17 KB
VALUTRADES_DOUBLE_TOP_BOTTOM_EA.ex4	04/05/2017 13:02	EX4 File	24 KB
<b>VALUTRADES_OHL_EA.ex4</b>	<b>04/05/2017 13:02</b>	<b>EX4 File</b>	<b>18 KB</b>
VALUTRADES_RSI_CCI_DIVERGENCE_EA.ex4	28/04/2017 11:38	EX4 File	54 KB
VALUTRADES_SUPPORT_AND_RESISTANCE_L...	13/04/2017 15:21	EX4 File	15 KB
VALUTRADES_HAMMER_PATTERN_EA.ex4	24/03/2017 11:17	EX4 File	16 KB
Spread.ex4	17/03/2017 09:15	EX4 File	14 KB

**Step 7:** Restart your Valutrades MT4.

**Step 8:** Select the option Navigator on the top Menu, open the Indicator folder. Where you are going to find the Open, High and Low indicator:



**Step 9:** Click on the indicator line and drag to the chart. You are going to receive the message box below, click on button OK:



**Step 10:** Check the top of the chart to see if the indicator is active:

▼ EURUSD+,H1 1.11910 1.11915 1.11788 1.11829

Indicator name : Valutrades OHL  
Open : 1.11782  
High : 1.11968  
Low : 1.11701

Spread: 0 points.



Any questions regarding the OHL indicator please email [support@valutrades.com](mailto:support@valutrades.com).