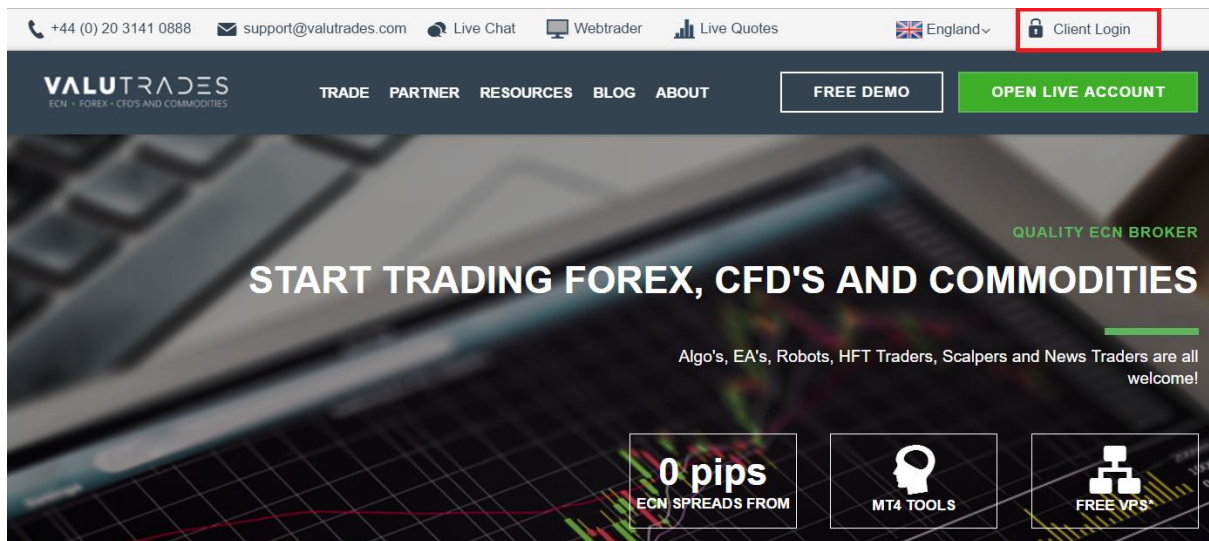


## Indicator: Inside Outside Bars

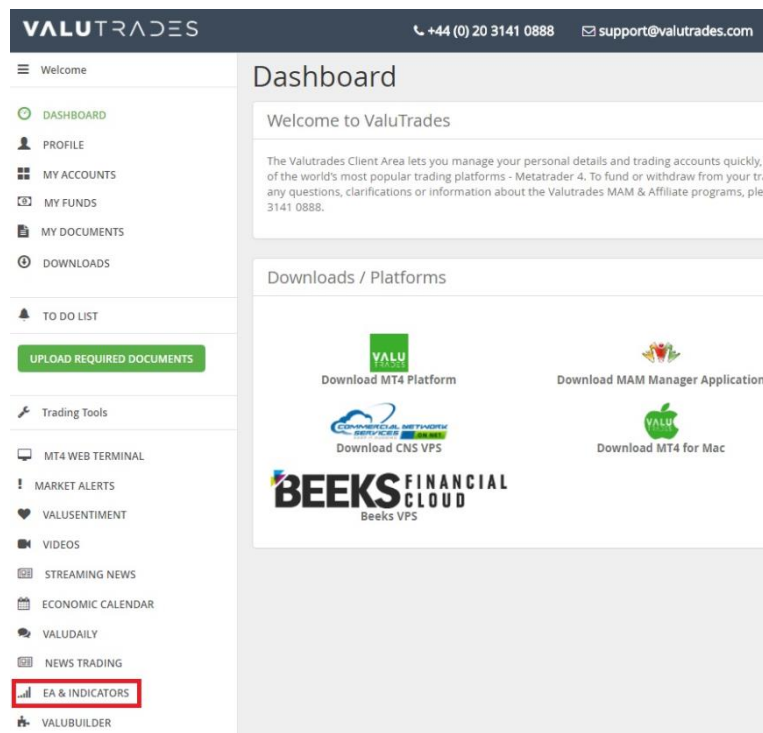
Highlights inside and outside bars on an MT4 chart

Please follow below the step by step to download and start to use Valutrades` exclusive indicator.

**Step 1:** Login to your Client Area using your personal account details:



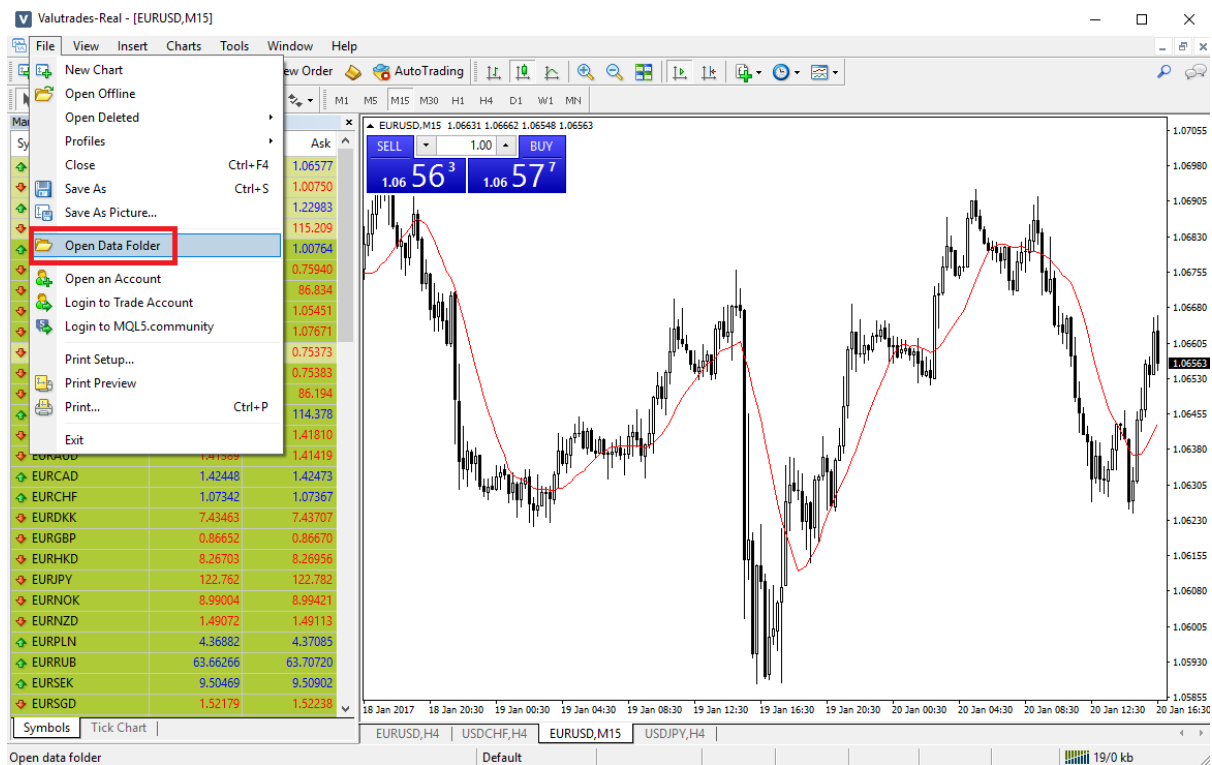
**Step 2:** Inside the client area, on the left Menu please select the option EA & INDICATORS:



**Step 3:** Find the line inside and outside bars on the Download button:

Title	Description	Download	Download Instructions
OHL	Open, High and Low indicator.	Download	Download Instructions
Range Bars	Creates new charts in MT4 that show bars based on only range removing the time variable.	Download	Download Instructions
Double Top / Bottom	Highlights double tops and double bottoms on the chart window.	Download	Download Instructions
Inside Outside Bars	Highlights inside and outside bars on the chart window.	Download	Download Instructions
Three Strike Pattern	This indicator will highlight a three strike pattern when it occurs on an MT4 chart.	Download	Download Instructions
Support Resistance Lines	This indicator will draw support and resistance lines on an MT4 chart.	Download	Download Instructions
RSI CCI Divergence	This indicator will alert you when the RSI and CCI start to diverge.	Download	Download Instructions
Doji Pattern	This indicator highlights when a Doji pattern forms on an MT4 chart.	Download	Download Instructions
Hammer Pattern	This indicator highlights when a Hammer pattern forms on an MT4 chart.	Download	Download Instructions

**Step 4:** After the download is complete, go to your Valutrades MT4, click on option File and then Open Data Folder:



**Step 5:** Inside the Open Data Folder, select folder MQL4 >> Indicators:

config	16/03/2017 17:08	File folder
history	15/02/2017 17:25	File folder
logs	24/03/2017 11:18	File folder
<b>MQL4</b>	09/02/2017 13:11	File folder
profiles	21/03/2017 12:47	File folder
templates	01/03/2017 15:41	File folder
tester	15/02/2017 17:25	File folder
origin	09/02/2017 13:11	Text Document

and

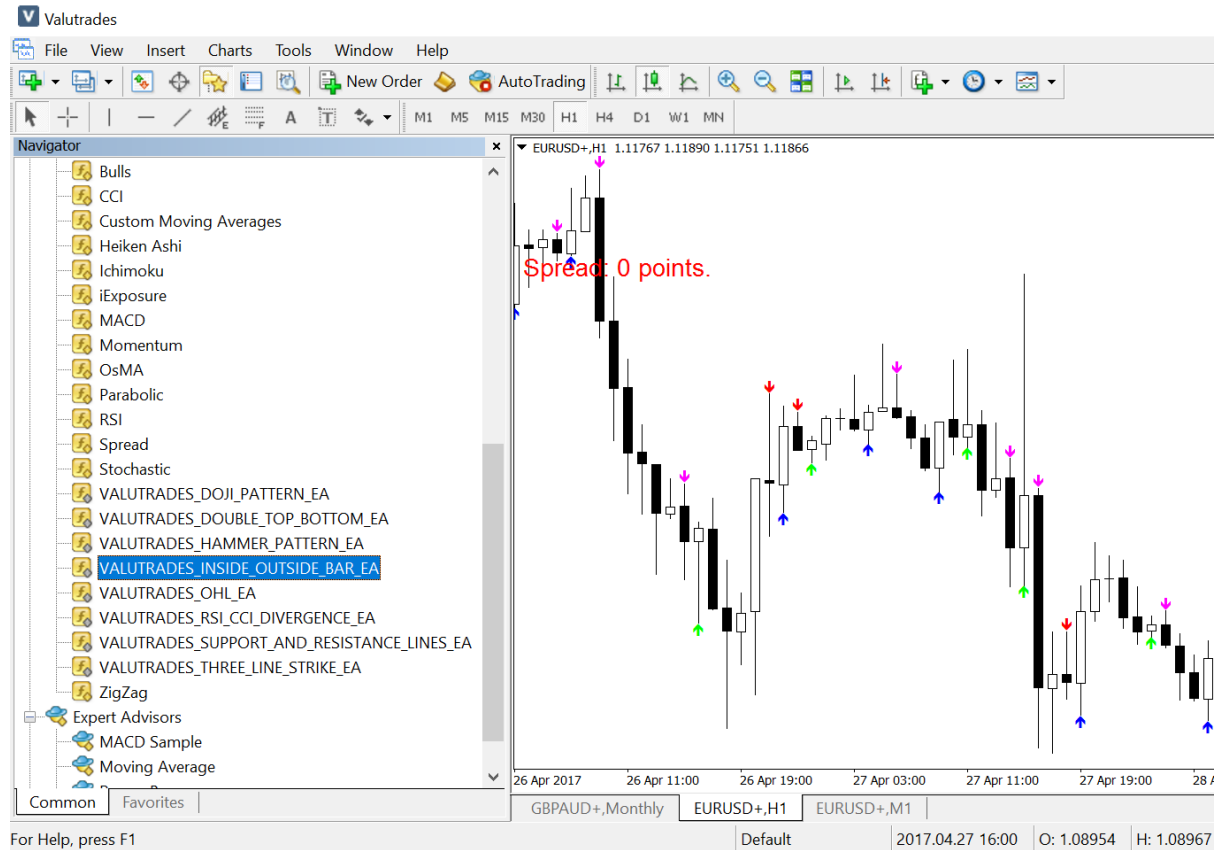
Experts	24/03/2017 11:18	File folder
Files	09/02/2017 13:11	File folder
Images	09/02/2017 13:11	File folder
Include	09/02/2017 13:11	File folder
<b>Indicators</b>	24/03/2017 11:19	File folder
Libraries	24/03/2017 11:18	File folder
Logs	24/03/2017 11:17	File folder
Presets	09/02/2017 13:11	File folder
Projects	09/02/2017 13:11	File folder
Scripts	24/03/2017 11:18	File folder

**Step 6:** Drop the indicator file inside the folder:

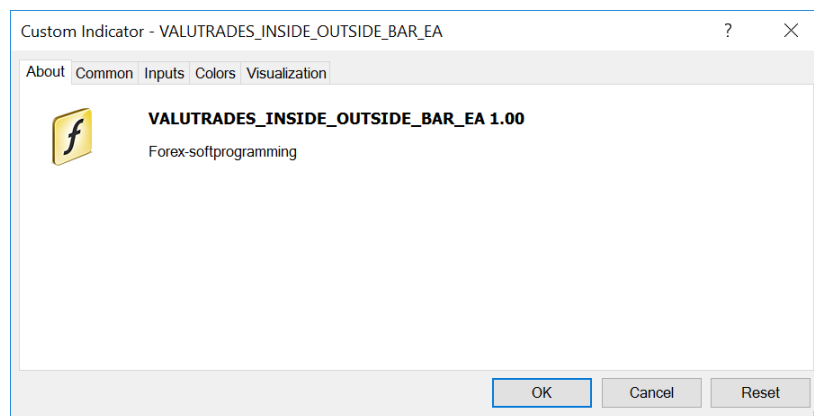
VALUTRADES_DOJI_PATTERN_EA.ex4	04/05/2017 13:02	EX4 File	16 KB
VALUTRADES_THREE_LINE_STRIKE_EA.ex4	04/05/2017 13:02	EX4 File	14 KB
<b>VALUTRADES_INSIDE_OUTSIDE_BAR_EA.ex4</b>	04/05/2017 13:02	EX4 File	17 KB
VALUTRADES_DOUBLE_TOP_BOTTOM_EA.ex4	04/05/2017 13:02	EX4 File	24 KB
VALUTRADES_OHL_EA.ex4	04/05/2017 13:02	EX4 File	18 KB
VALUTRADES_RSI_CCI_DIVERGENCE_EA.ex4	28/04/2017 11:38	EX4 File	54 KB
VALUTRADES_SUPPORT_AND_RESISTANCE_L...	13/04/2017 15:21	EX4 File	15 KB
VALUTRADES_HAMMER_PATTERN_EA.ex4	24/03/2017 11:17	EX4 File	16 KB
Spread.ex4	17/03/2017 09:15	EX4 File	14 KB

**Step 7:** Restart your Valutrades MT4.

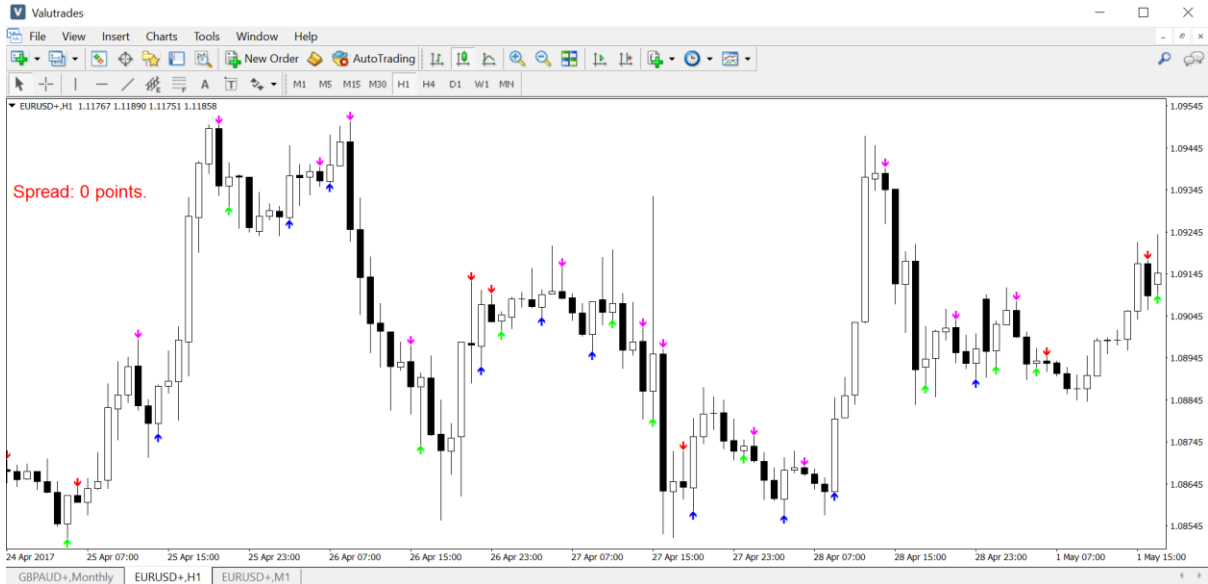
**Step 8:** Select the option Navigator on the top Menu, open the Indicator folder. Where you are going to find the inside and outside bars:



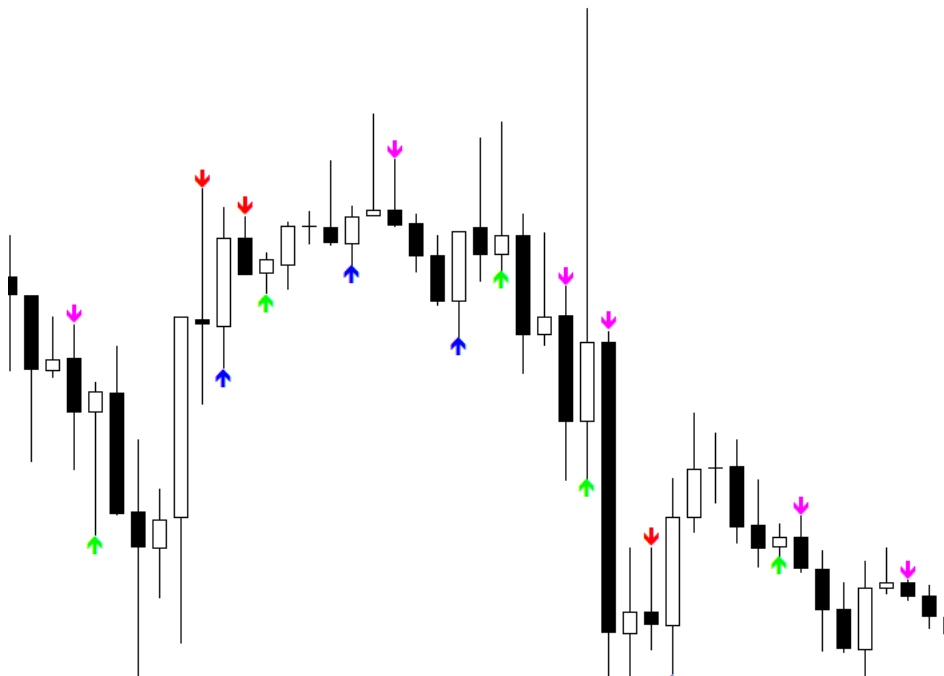
**Step 9:** Click on the indicator line and drag to the chart. You are going to receive the message box below, click on button OK:



**Step 10:** Check the top of the chart to see if the indicator is active:



**Step 11:** More details:



Any questions regarding the inside and outside bars indicator please email [support@valutrades.com](mailto:support@valutrades.com).