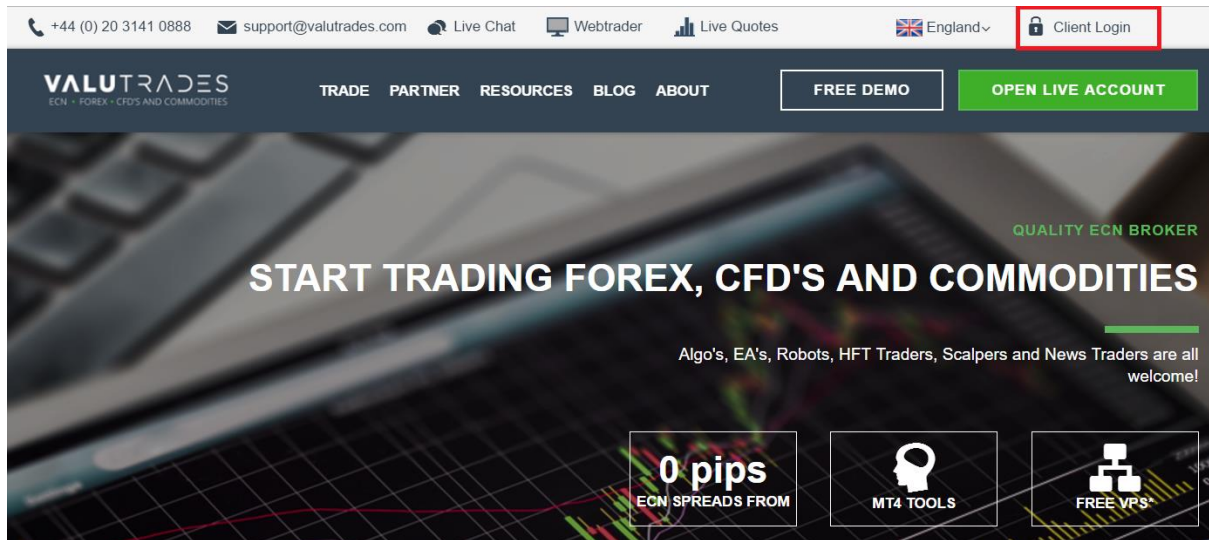


Indicator: Doji Pattern

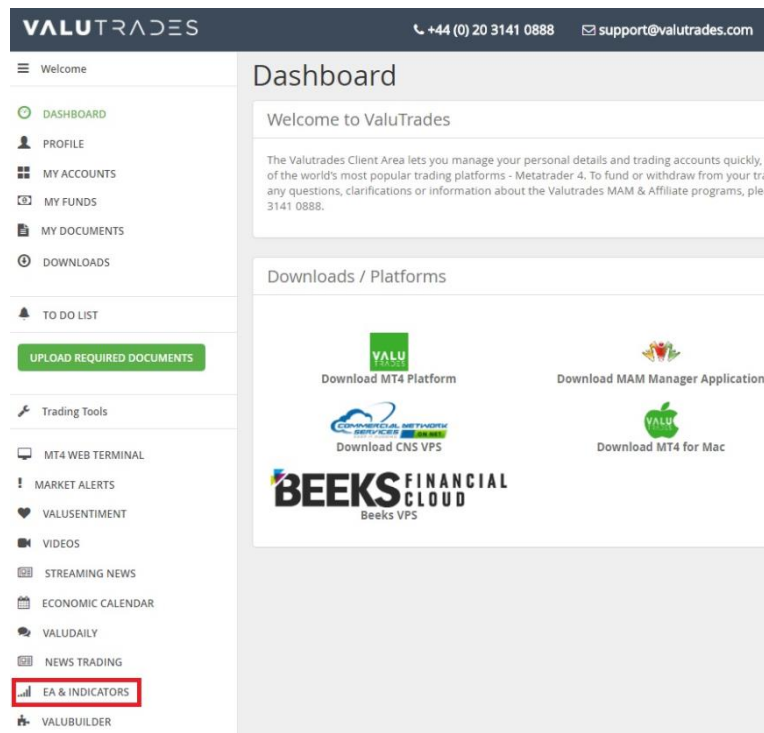
This indicator highlights when a Doji Pattern forms on an MT4 chart.

Please follow below the step by step to download and start to use Valutrades` exclusive indicator.

Step 1: Login to your Client Area using your personal account details:



Step 2: Inside the client area, on the left Menu please select the option EA & INDICATORS:



Step 3: Find the line Doji Pattern and click on the Download button:

Title	Description	Download	Download Instructions
OHL	Open, High and Low indicator.	Download	Download Instructions
Range Bars	Creates new charts in MT4 that show bars based on only range removing the time variable.	Download	Download Instructions
Double Top / Bottom	Highlights double tops and double bottoms on the chart window.	Download	Download Instructions
Inside Outside Bars	Highlights inside and outside bars on the chart window.	Download	Download Instructions
Three Strike Pattern	This indicator will highlight a three strike pattern when it occurs on an MT4 chart.	Download	Download Instructions
Support Resistance Lines	This indicator will draw support and resistance lines on an MT4 chart.	Download	Download Instructions
RSI CCI Divergence	This indicator will alert you when the RSI and CCI start to diverge.	Download	Download Instructions
Doji Pattern	This indicator highlights when a Doji pattern forms on an MT4 chart.	Download	Download Instructions
Hammer Pattern	This indicator highlights when a Hammer pattern forms on an MT4 chart.	Download	Download Instructions

Step 4: After the download is complete, go to your Valutrades MT4, click on option File and then Open Data Folder:

The screenshot shows the Valutrades MT4 trading platform. The 'File' menu is open, and the 'Open Data Folder' option is highlighted with a red box. The background shows a candlestick chart for EURUSD, M15, with a red trend line and a price table on the left.

Symbol	Ask	Buy
EURUSD	1.06577	1.06563
EURCAD	1.42448	1.42473
EURCHF	1.07342	1.07367
EURDKK	7.43463	7.43707
EURGBP	0.86652	0.86670
EURHKD	8.26703	8.26956
EURJPY	122.762	122.782
EURNOK	8.99004	8.99421
EURNZD	1.49072	1.49113
EURPLN	4.36882	4.37085
EURRUB	63.66266	63.70720
EURSEK	9.50469	9.50902
EURSGD	1.52179	1.52238

Step 5: Inside the Open Data Folder, select folder MQL4 >> Indicators:

config	16/03/2017 17:08	File folder
history	15/02/2017 17:25	File folder
logs	24/03/2017 11:18	File folder
MQL4	09/02/2017 13:11	File folder
profiles	21/03/2017 12:47	File folder
templates	01/03/2017 15:41	File folder
tester	15/02/2017 17:25	File folder
origin	09/02/2017 13:11	Text Document

and

Experts	24/03/2017 11:18	File folder
Files	09/02/2017 13:11	File folder
Images	09/02/2017 13:11	File folder
Include	09/02/2017 13:11	File folder
Indicators	24/03/2017 11:19	File folder
Libraries	24/03/2017 11:18	File folder
Logs	24/03/2017 11:17	File folder
Presets	09/02/2017 13:11	File folder
Projects	09/02/2017 13:11	File folder
Scripts	24/03/2017 11:18	File folder

Step 6: Drop the indicator file inside the folder:

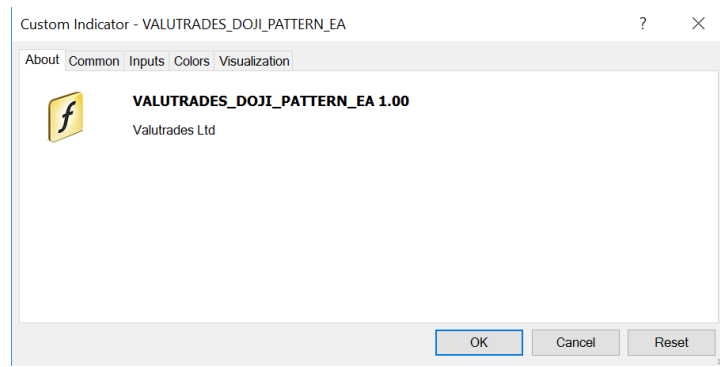
VALUTRADES_DOJI_PATTERN_EA.ex4	04/05/2017 13:02	EX4 File	16 KB
VALUTRADES_THREE_LINE_STRIKE_EA.ex4	04/05/2017 13:02	EX4 File	14 KB
VALUTRADES_INSIDE_OUTSIDE_BAR_EA.ex4	04/05/2017 13:02	EX4 File	17 KB
VALUTRADES_DOUBLE_TOP_BOTTOM_EA.ex4	04/05/2017 13:02	EX4 File	24 KB
VALUTRADES_OHL_EA.ex4	04/05/2017 13:02	EX4 File	18 KB
VALUTRADES_RSI_CCI_DIVERGENCE_EA.ex4	28/04/2017 11:38	EX4 File	54 KB
VALUTRADES_SUPPORT_AND_RESISTANCE_L...	13/04/2017 15:21	EX4 File	15 KB
VALUTRADES_HAMMER_PATTERN_EA.ex4	24/03/2017 11:17	EX4 File	16 KB

Step 7: Restart your Valutrades MT4.

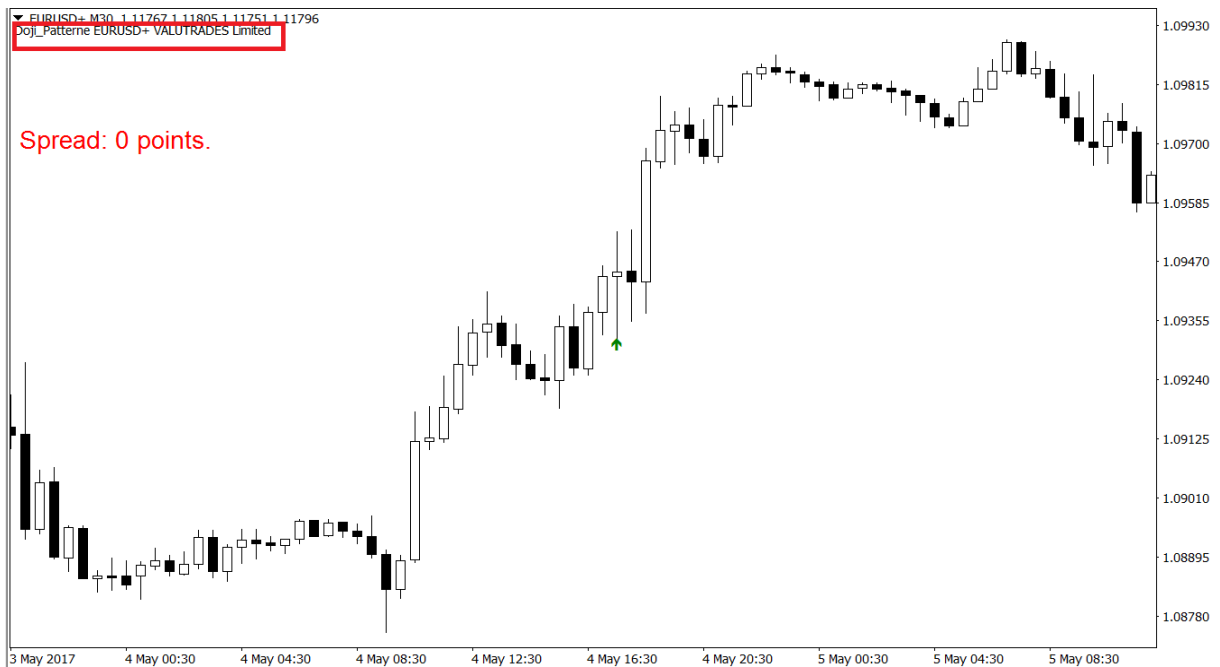
Step 8: Select the option Navigator on the top Menu, open the Indicator folder. Where you are going to find the Doji Pattern:

The screenshot shows the Valutrades trading software interface. On the left, the 'Navigator' window is open, displaying a list of indicators. The indicator 'VALUTRADES_DOJI_PATTERN_EA' is selected and highlighted in blue. The main chart area shows a candlestick chart for the EURUSD+ pair on the M30 timeframe. A red text overlay on the chart reads 'Spread: 0 points.' The interface includes a menu bar (File, View, Insert, Charts, Tools, Window, Help), a toolbar with various icons, and a status bar at the bottom showing 'GBPAUD+,Monthly', 'EURUSD+,M30', and 'EUR'.

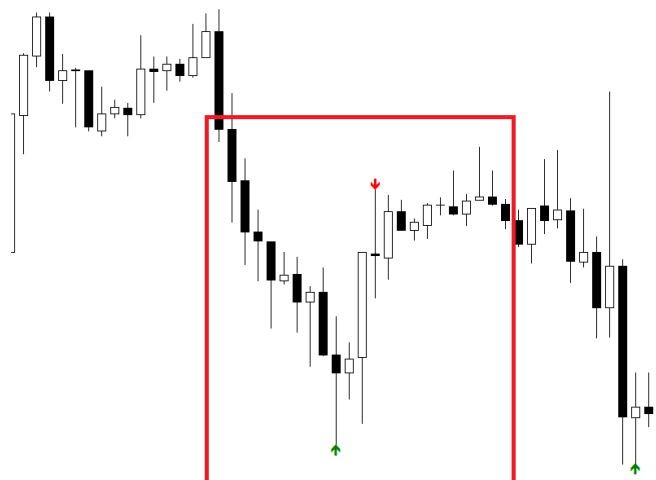
Step 9: Click on the indicator line and drag to the chart. You are going to receive the message box below, click on button OK:



Step 10: Check the top of the chart to see if the indicator is active:



Step 11: More details:



Any questions regarding the Doji Pattern indicator please email support@valutrades.com.